



1 Duro Way
Walton, KY 41094

CREATED BY: B. Wallrawe

TECHNICAL:

Wed Width 14" Left Over Right 4S 2C

DESIGN GROUP:
Generic Series


2 Lb
4 1/8 x 2 5/8 x 7 7/8
Left Over Right

DATE: 11/29/05

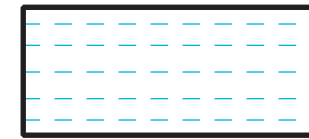
SCALE: FULL



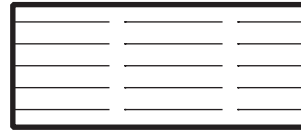
No Copy Areas



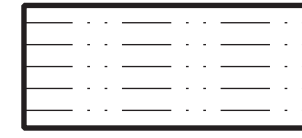
Fold And Paste Lines



No Art Or Copy Past These Lines



Bleed Lines



Center Lines

